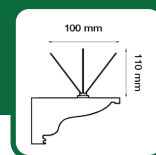




ULTRA 2

DATA SHEET

THE DISSUASIVE PROCESS FOR BIRDS REMOVAL



Deter pigeons from landing, roosting and nesting with DEPIGEONAL®; ideal for cornices, window ledges, louvers, terraces, rooftops, columns, sculptures and more.

MAIN FEATURES :

- Economical
- Ready to use
- Stainless steel spikes, quality spring 1 800 N/mm²
- Several models available
- Polycarbonate support, mass UV-stabilised and 100% virgin polycarbonate base
- Anti-UV treated and anti-fungal silicone SELFIXING® 280 ml

TECHNICAL DATAS : **ULTRA 2**

- 3 units for 1 linear meter
- Size of unit : length 31 x width 10 x height 11cm.
- Mass UV-stabilised and 100% virgin polycarbonate base (thermal resistance -100°C to +120°C)
- 18 spikes in 3 rows, so 54 spikes per meter.
- Stainless steel 302 grade / Steelinox®+Ø 1,3mm spikes.
- The cells and the grained appearance under the polycarbonate base, ensure better adhesion of the bonding surface.
- Orifices on strips : for screwing or nailing
- Width protected : 10cm to 15cm.
- Protection : pigeons, crows, magpies, sparrows, stalgings.

PACKAGING :

- 40 linear meter, so 128 units.
- Packaging dimensions : 35x 35x 35cm box for 5,14 kg.

DEPIGEONAL® RECOMMENDATIONS :

- On large surfaces, protect the perimeter well and leave a maximum of 5 cm between any two units. ❶
- Never use this product on greasy or damp surfaces, or where the ambient temperature is below 5°C.
- Never apply on areas which are (or will be) treated with waterproof. In general, check the compatibility between the products you use with our deterrent technique.

Adhesive : We recommend our SELFIXING® silicone adhesive, which is specially suited to use with DEPIGEONAL®.

Cleaning : To optimise the preparation of surfaces and to obtain a better guarantee, cleaning with our professional cleaner SELCLEANING®.

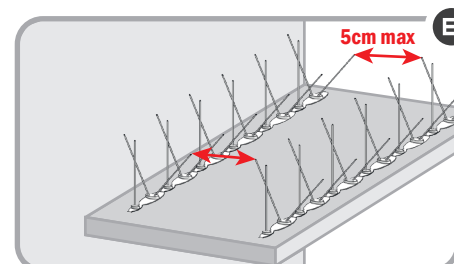
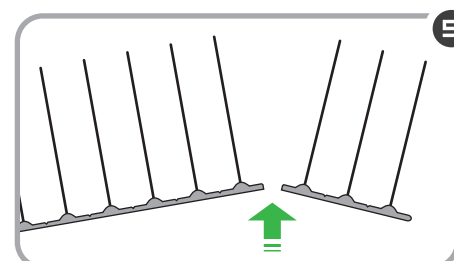
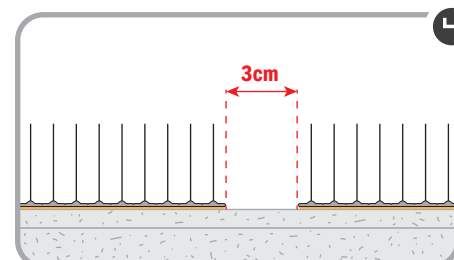
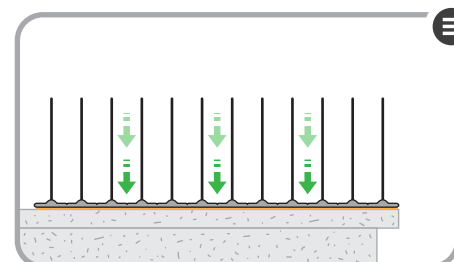
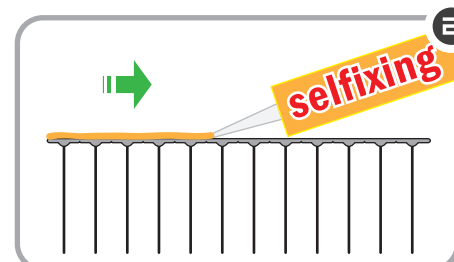
Guarantee : Refer to our website.

APPLICATION :

- DEPIGEONAL® can be applied to any surface (stone, wood, zinc, concrete, and more) with silicone, screws or nail.
- Before application the surface must be clean, dry, sound and solid.

INSTRUCTIONS FOR USE :

- Once in the caulk gun, with a pair of scissors, cut off the tip of the silicone cartridge. ❶
- Apply the SELFIXING® silicone in an even line underneath the base as shown in the figure. ❷
- Press DEPIGEONAL® in place on the edge of surface to be protected. The SELFIXING® silicone should emerge through the triangular shaped holes on the base. ❸
- DEPIGEONAL®'s length allows for easy application : use 3 units per meter. It is easy to snap. ❹
- DEPIGEONAL® down to size at the appropriate line ❺



ECOPIC

ZAC DU MOULIN
12 RUE DU MEUNIER
95700 ROISSY EN FRANCE

PHONE : +33.1.73.27.20.40
FAX : +33.1.30.11.24.55
EMAIL : ECOPIC@ECOPIC.COM

WWW.ECOPIC.COM

SAS AU CAPITAL DE 140 000€
401 788 120 RCS PONTOISE
SIRET 401 788 120 00046
APE 4690 Z
TVA FR 80 401 788 120